



ಬೃಹತ್ ಬೆಂಗಳೂರು ಮಹಾನಗರ ಪಾಲಿಕೆ  
Bruhat Bengaluru Mahanagara Palike



# BBMP COVID-19 WAR ROOM 22.04.2023

BBMP / COVID-19 WAR ROOM / BULLETIN – 1125/ 22.04.2023 / #BBMPfightsCOVID19



# OVERVIEW OF COVID-19 IN BENGALURU

**CASE TRENDS** ACTIVE CASES **1,374**

<u>Confirmed Cases</u>	<u>Recovered Cases</u>	<u>Death Cases</u>
<b>210</b> 18,84,330 <sup>#</sup>	<b>173</b> 18,65,960 <sup>#</sup>	<b>0</b> 16,996 <sup>#</sup>

**HOSPITALIZATION** **58**

<u>ICU – V</u>	<u>ICU</u>	<u>HDU</u>	<u>General</u>
<b>1</b>	<b>12</b>	<b>5</b>	<b>40</b>

INCLUDES GOVT. QUOTA AND PRIVATE WALK-IN HOSPITALIZATION

**VACCINATION** **22** 2,07,00,180<sup>#</sup>

<u>First Dose</u>	<u>Second Dose</u>	<u>Precaution Dose</u>
<b>15</b> 96,89,729 <sup>#</sup>	<b>7</b> 95,11,486 <sup>#</sup>	<b>0</b> 14,98,965 <sup>#</sup>

**TRIAGING**

**MTU**  
**5**

**Tele Triage**  
**203**

**ACTIVE CZs**

**0**

**MCZs (< 5 cases)**  
**0**

**Clusters (> 5 cases)**  
**0**

**TESTING** **5,635** 3,22,97,582<sup>#</sup>

<u>Positivity : 5.10%</u>	<u>RAT</u>	<u>RTPCR</u>
<small>*FOR LAST 7 DAYS</small>	<b>2,422</b>	<b>3,213</b>

# : indicates cumulative numbers till date



# ABSTRACT OF COVID-19 SCENARIO IN BENGALURU

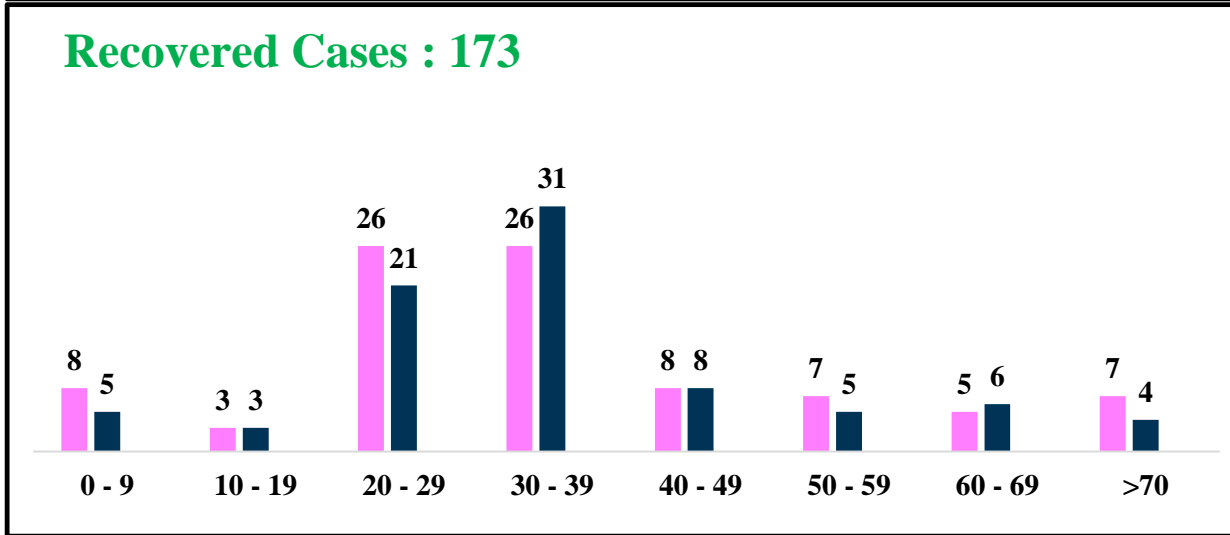
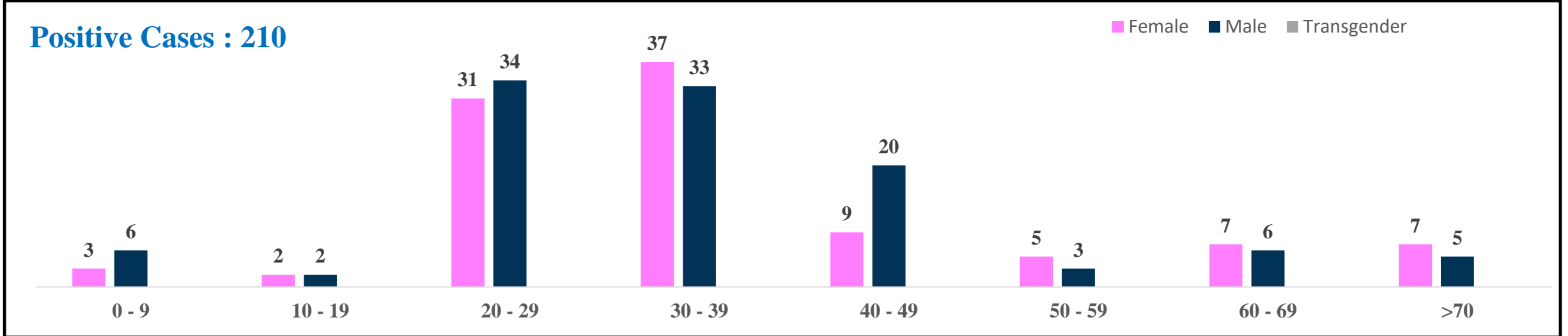


	MALE			FEMALE			TRANSGENDER			TOTAL		
	Last 24 Hours	Last 7 Days	Cumulative	Last 24 Hours	Last 7 Days	Cumulative	Last 24 Hours	Last 7 Days	Cumulative	Last 24 Hours	Last 7 Days	Cumulative
<b>Positive Cases</b>	109	867	11,10,729	101	808	7,73,405	0	0	196	210	1,675	18,84,330
<b>Recovered Cases</b>	83	787	10,97,681	90	692	7,67,149	0	0	187	173	1,479	18,65,960
<b>Death Cases</b>	0	0	10,765	0	0	6,227	0	0	4	0	0	16,996
<b>Total Tests Done</b>	<b>In Last 24 hrs. : 5,635</b>			<b>In last 7 days : 32,863</b>			<b>Cumulative : 3,22,97,582</b>					
<b>Vaccine Doses Administered</b>	<b>In Last 24 hrs. : 22</b>			<b>In last 7 days : 510</b>			<b>Cumulative : 2,07,00,180</b>					
<b>ACTIVE CASES</b>									<b>1,374</b>			

\*Covid deaths occurred today : 00 | Covid deaths occurred beyond last 24hrs., reported today : 00



# LAST 24 HOURS AGE GROUP AND GENDER WISE DISTRIBUTION

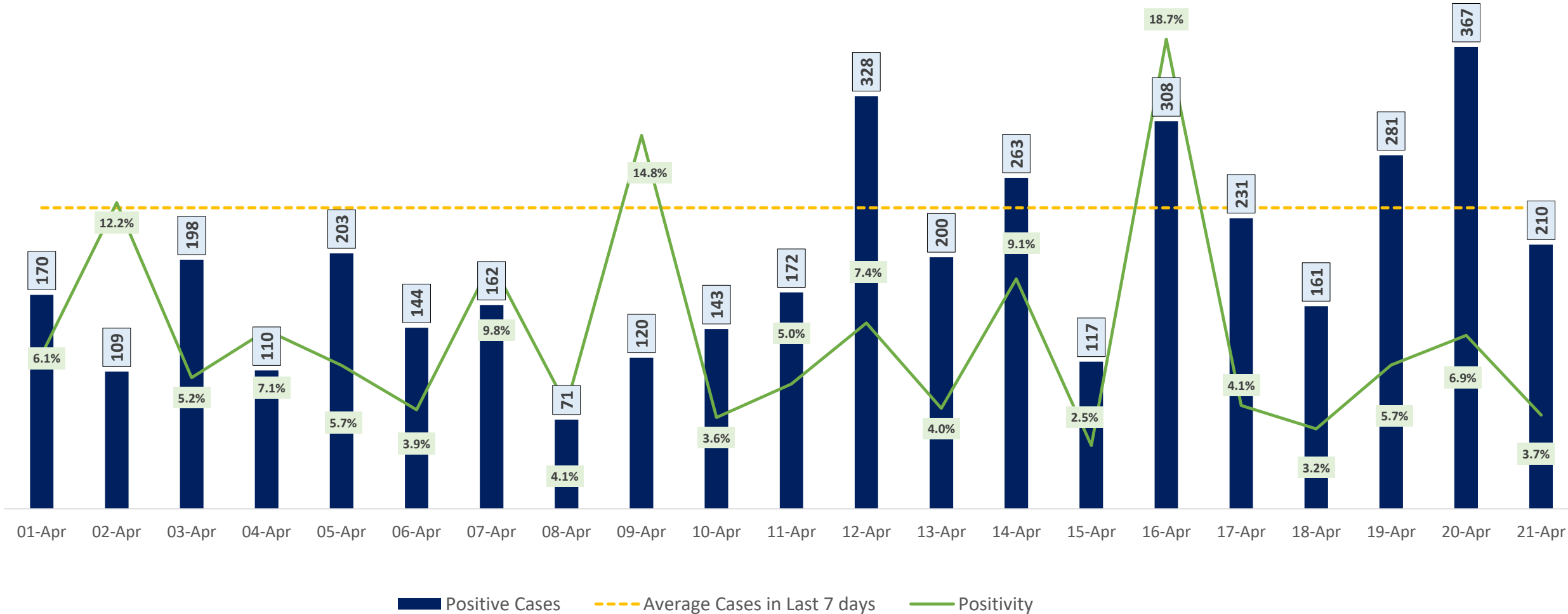




# POSITIVITY RATE OF BENGALURU – LAST 21 DAYS



Average Cases in Last 7 days : 239

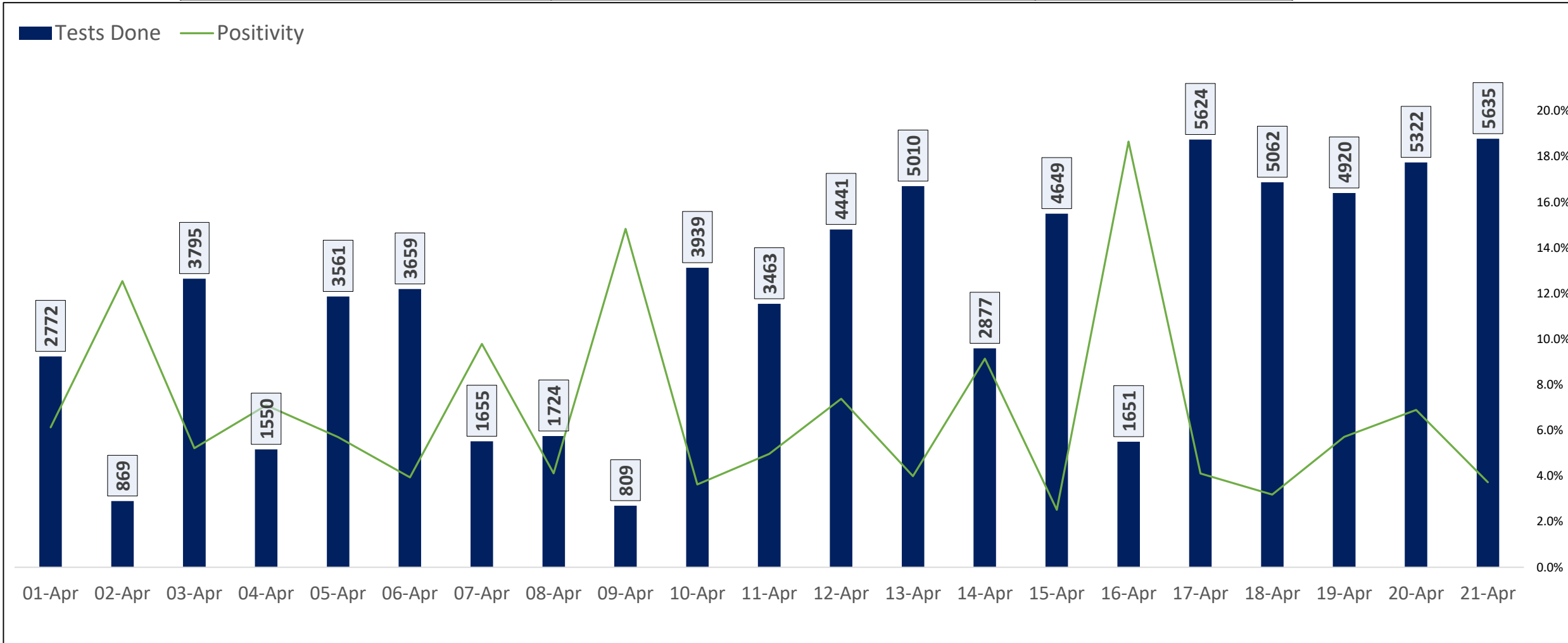




# TESTING TRENDS IN BENGALURU

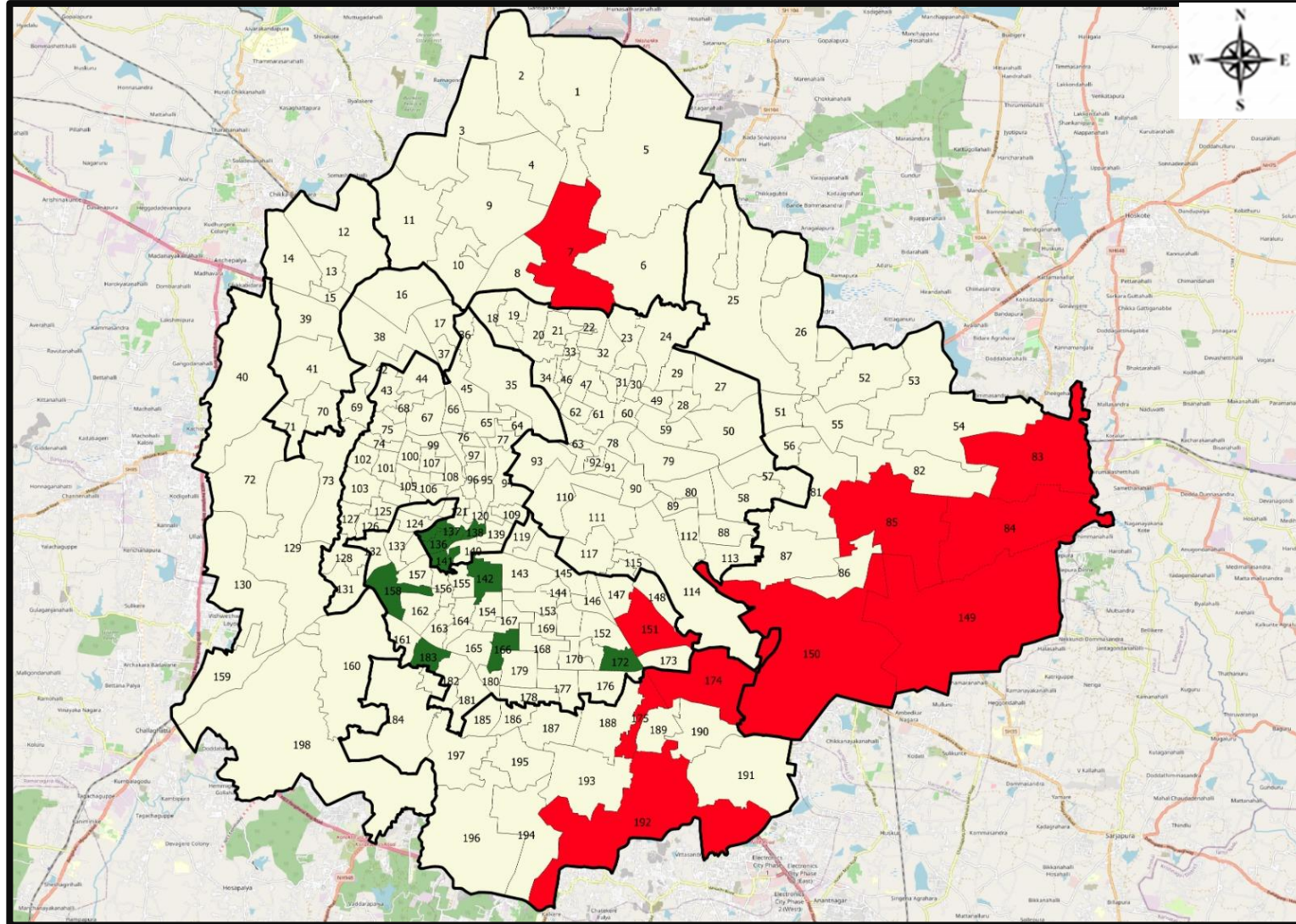


Total Test Conducted Till Date	Test Conducted Last 24 hours	Last 7 Days Average
3,22,97,582	5,635	4,695





# BENGALURU URBAN MAP SHOWING TREND OF POSITIVE CASES IN LAST 7 DAYS



### Top 10 wards reporting highest number of positive cases in last 10 days

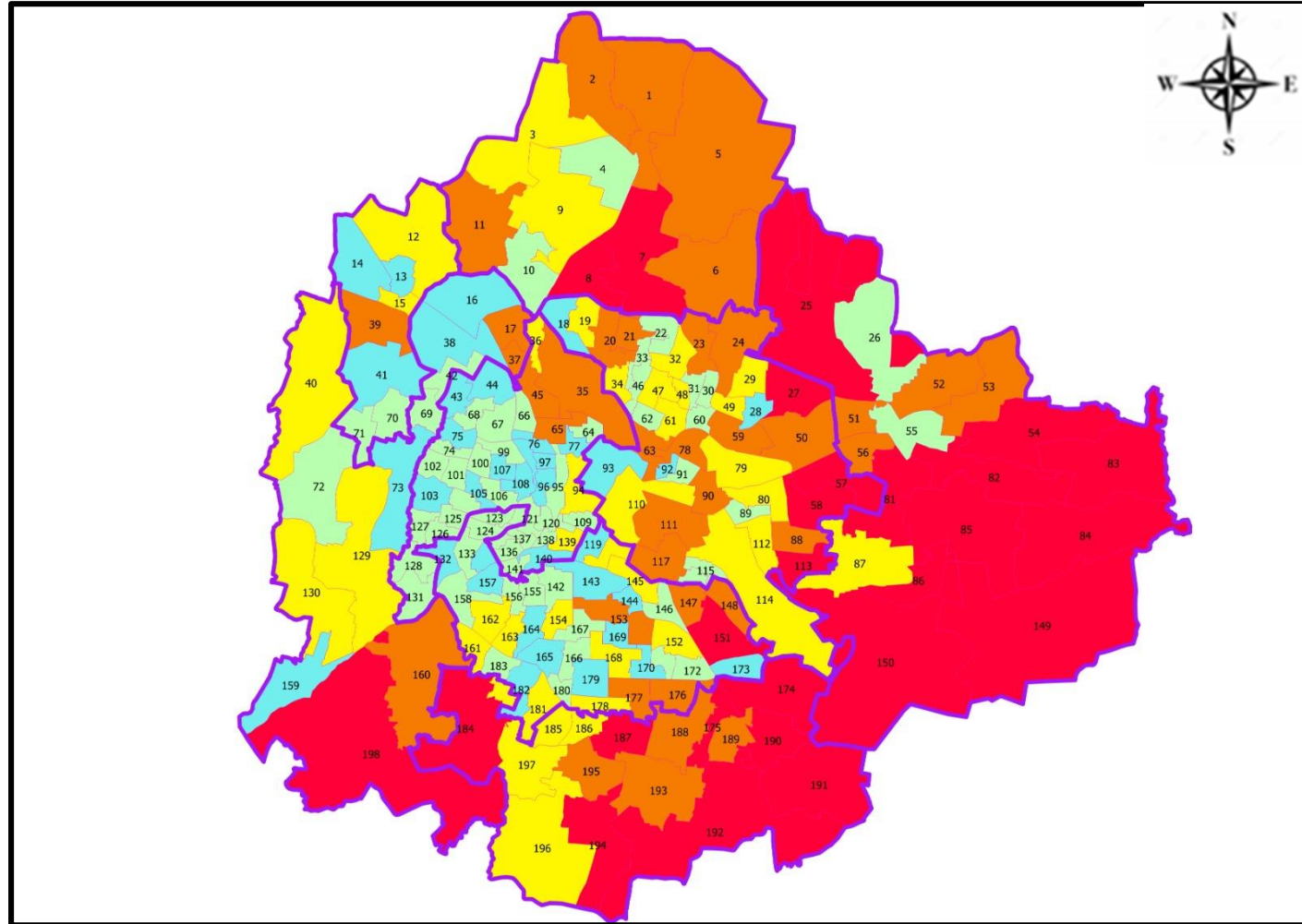
Ward No.	Ward Name	Daily Cases Average
150	Bellanduru	12
174	HSR Layout	12
85	Dodda Nekkundi	6
149	Varthuru	5
7	Byatarayanapura	5
83	Kadugodi	4
175	Bommanahalli	4
84	Hagadur	4
151	Koramangala	4
192	Begur	3







### Top 10 wards reporting least number of positive cases in last 7 days

Ward No.	Ward Name	Daily Cases Average
183	Chikkalsandra	0
172	Madivala	0
166	Karisandra	0
158	Deepanjali Nagara	0
142	Sunkenahalli	0
141	Azad Nagar	0
138	Chalavadipalya	0
137	Rayapura	0
136	Jagajivanram Nagar	0
135	Padarayanapura	0



# BENGALURU MAP SHOWING INTENSITY OF POSITIVE CASES IN LAST 7 DAYS



-  **Level 1 : 0 to 1 Cases**
-  **Level 2 : 1 to 3 Cases**
-  **Level 3 : 3 to 5 Cases**
-  **Level 4 : 5 to 10 Cases**
-  **Level 5 : More than 10 Cases**
-  **Zone Boundaries**



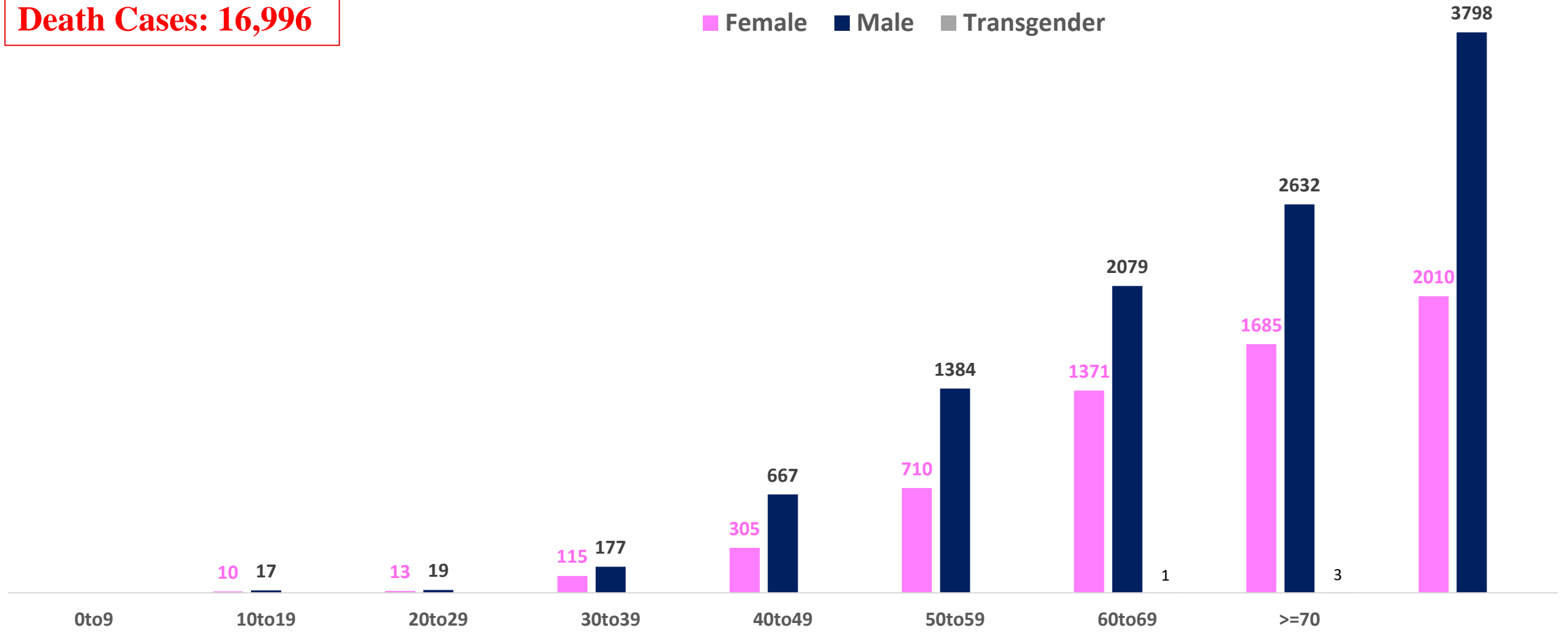


# AGE AND GENDER WISE DISTRIBUTION OF DEATH CASES



**Death Cases: 16,996**

Female Male Transgender





# SNAPSHOT OF COVID-19 CASES IN BENGALURU URBAN



**Total Wards With  
< = 15 Cases\* :  
185**

**Tests Conducted  
on 21.04.2023:  
5,635**

**Recovery  
Rate\*:  
99.03%**

**Total  
Active Cases :  
1,374**

**Total Vaccinated  
on 21.04.2023:  
22**

**Positivity  
Rate\* :  
5.10%**

**Active  
Rate\*:  
0.07%**

**Case  
Fatality Rate\* :  
0.00%**





\*Total positive cases In the past 7 days

\*CFR and positivity is for Past 7 days



ಬೃಹತ್ ಬೆಂಗಳೂರು ಮಹಾನಗರ ಪಾಲಿಕೆ  
Bruhat Bengaluru Mahanagara Palike



<b>Download BBMP Bulletin</b>	<a href="https://apps.bbmpgov.in/covid19/mediabulletin.php">https://apps.bbmpgov.in/covid19/mediabulletin.php</a>
<b>To register for vaccination :</b>	<a href="https://selfregistration.cowin.gov.in/">https://selfregistration.cowin.gov.in/</a>
<b>BBMP COVID19 Dashboard:</b>	<a href="https://apps.bbmpgov.in/covid19/">https://apps.bbmpgov.in/covid19/</a>
<b>Follow us on:</b>	 <a href="http://www.facebook.com/bbmp.comm1/">www.facebook.com/bbmp.comm1/</a>
	 <a href="https://twitter.com/BBMPCOMM">twitter.com/BBMPCOMM</a>
	  <a href="#">BBMPSplHealth</a>

Issued by:

Honorable Chief Commissioner, BBMP  
Special Commissioner Health, BBMP  
MD, Bengaluru Smart City Limited

**THANK YOU !**

